


Pluggable tension-spring connection system ZST


Pluggable tension-spring connection system ZST



CONTA-CLIP's modular and flexible **ZST** connection systems are in high demand wherever off-the-shelf units need to be connected or replaced. Pluggable wiring is thus permitted up to a rated current of 24 A and a rated voltage of 500 V.

Advantages of the ZST tension-spring connection system:

- Quick installation and mounting
- Flexible and modular building block principle
- High level of wiring safety due to unique coding option
- Highest mechanical stability of the pluggable elements in the base terminals

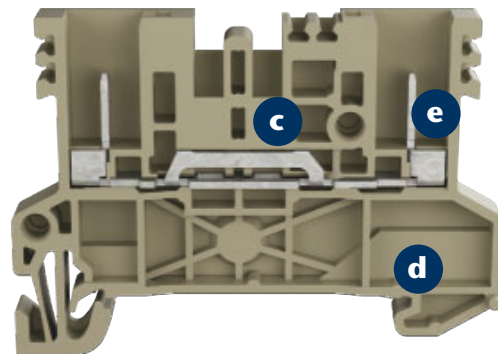
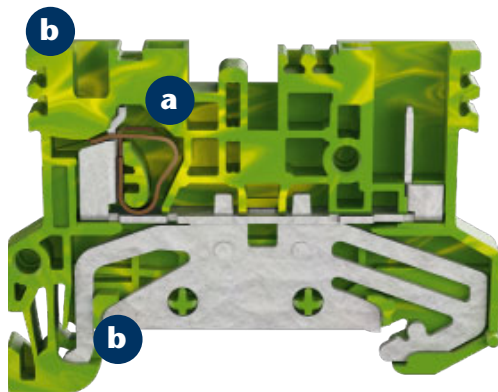





Pluggable tension-spring connection system ZST

a The connection | Contact security

The tension spring for the wire connection is held securely by the busbar.

- The stainless steel spring provides permanent contact force between the wire and the busbar
- There is a clear separation of electrical and mechanical functions
- The busbars are made from copper with tin surface coating
- Resistant to vibration and maintenance-free
- Corrosion-free
- Space-saving design



c Pluggable cross-connection options

- Available in 2 – 10 and 99 poles (for custom assemblies)
- Simple to insert and thus quicker to install
- No insulation plates or partition plates required between neighbouring cross-connections, since the **ZQIs** have a touch-safe protective design
- Cross-connection can carry the full rated current and voltage of the corresponding terminal block
- Individual terminals can be skipped over by breaking out contact pins in the cross-connector

d Housing insulation material

- Polyamide PA6.6 UL 94, flammability class V0, self-extinguishing without burning drops
- Free of hazardous materials such as halogen or phosphor
- Creepage resistance: CTI 600
- Temperature resistant -40°C to +120°C



e

Pluggable contact


- Rated current 24A
- Rated voltage 500V
- Vibration resistant
- Codable

Pluggable tension-spring connection system ZST

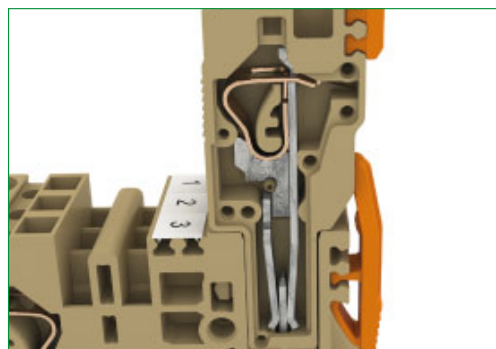
The base terminals and plugs can also be fitted with a snap-on locking latch. A snap-in strain relief mechanism ensures that the connected wires have a stable mechanical attachment to the terminal block.



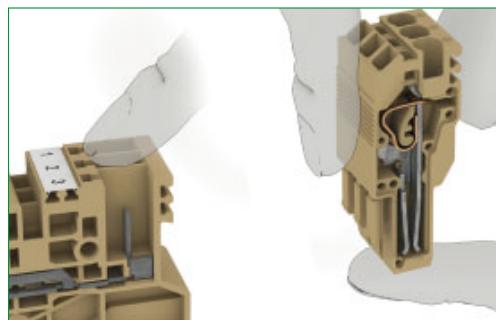
Distributing potentials with the pluggable **ZQI** cross-connection system is quick and easy. It is possible to skip over terminals by breaking out individual contact elements.



The special alloy of the contact material and the shape of the contact spring both guarantee a secure contact even in the most extreme vibration conditions.

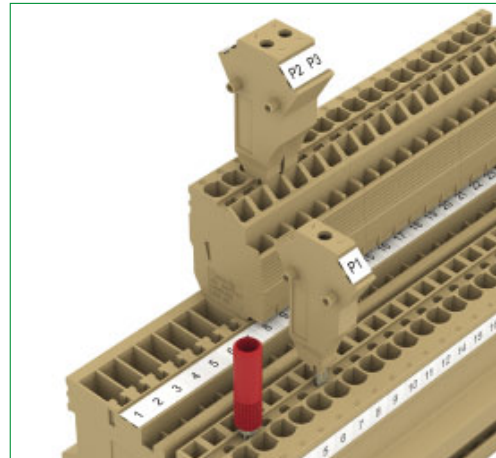


The base terminals and the pluggable versions are designed so that they are finger-touch safe. This feature provides excellent protection for the user and also permits power to be fed-in via the terminal or the plug.



Pluggable tension-spring connection system ZST


A direct measurement can be carried out at the busbar on the corresponding terminal by using test plugs. The test adapters can be assembled to any pole count using the locking pegs. They can be used to test assembled terminal blocks in a quick and safe manner.




Using our **CONTA-CLIP** coding system, you can code your base terminals and plug couplings to protect them against plugging errors – without any loss of poles.




The **ZSTK 2.5** plug coupling is suitable for applications with low height restrictions. These couplings are available for TS 15 and TS 35 DIN rail mounts or as flying leads.



Effective wall bushings can be constructed simply by snapping the **ZST-WA** wall-bushing mounting adapter onto the **ZSTK 2.5/.../B** coupling element. These multi-pole units snap on sideways to the wall; the pressure on the inner slide mechanism ensures a secure attachment to the housing! The outer connector unit can be optionally fitted with locking elements.

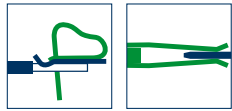


The base terminals and the pluggable versions can be individually linked and configured according to your application requirements.



Pluggable tension-spring connection system ZST

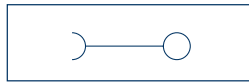

Pluggable tension-spring connection system



- Versatile mounting on TS 15, TS 35 or as flying lead coupling
- Finger-touch safe construction
- Codable
- Freely configurable


Connection diagram

ZSTK 2.5/1A/1S-H/B



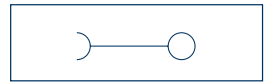

Horizontal plug coupling

ZSTK 2.5/1A/1S-H/15



Horizontal plug coupling
TS 15

ZSTK 2.5/1A/1S-H/35



Horizontal plug coupling
TS 35

Connection type

Size (L x W x H), mm
Size (L x W x H) mm with TS 15 x 5.5 mm
Size (L x W x H) mm with TS 35 x 7.5 mm

Type

Type Colour
Cat. no.
Type Colour with housing pegs
Cat. no.

Type Colour Block version
Cat. no.

Colours available

Ratings

Rated voltage, V
Rated current, A
Rated cross-section, mm² | AWG
Rated impulse voltage, kV | Contamination degree
Plug gauge acc. to EN 60 947-1 | Flamm. class acc. to UL 94

Connection data

Single wire (solid) | stranded, mm²
Finely-stranded|finely-stranded (w/ferrules DIN 46 228/1), mm²
Clamping area, mm²
Stripping length, mm

Features

Material of insulated housing | Temperature range
Number of cross-connection channels | Test pick-off option

Accessories

End plate ZAPSK
Cat. no.
Locking
Cat. no.
Strain relief
Cat. no.
Codable
Cat. no.
Insulated cross-connector ZQI
Cat. no. 2-pole
Insulated cross-connector ZQI
Cat. no. 3-pole
Insulated cross-connector ZQI
Cat. no. 4-pole
Insulated cross-connector ZQI
Cat. no. 5-pole
Insulated cross-connector ZQI
Cat. no. 6-pole
Insulated cross-connector ZQI
Cat. no. 7-pole
Insulated cross-connector ZQI
Cat. no. 8-pole
Insulated cross-connector ZQI
Cat. no. 9-pole
Insulated cross-connector ZQI
Cat. no. 10-pole
Insulated cross-connector ZQI
Cat. no. 99-pole
Four-way cover ZAD
Cat. no.
End stop ZES
Cat. no.
Metal actuating tool BWMA
Cat. no.
Quick marking PMC SB
Cat. no.

Tension-spring connection

40 x 5.1 x 19

Qty.

ZSTK 2.5/1A/1S-H/Z/B BG
3679.2 100

② ③ ④ ⑤ ⑥

IEC* UL* CSA*

500 300 300
24 20 20
2.5 | 20-12
8 | 3
A3 | V0

0.5-4 | -

0.5-4 | 0.5-2.5
0.5-4
10

PA 6.6 | -40 to +120°C

0 | 1

Qty.

ZAPSK 2.5/1A/1S BG
3686.2 50
ZST-V OG
3687.3 50
ZST-Z OG
3688.3 50
ZST-C OG
3689.3 50

Tension-spring connection

40 x 5.1 x 32

40 x 5.1 x 33

Qty.

ZSTK 2.5/1A/1S-H/15 BG
3676.2 100
ZSTK 2.5/1A/1S-H/Z/15 BG
3677.2 100
ZSTK 2.5/1A/1S-H/Z/B/15 BG
3668.2 100

② ③ ④ ⑤ ⑥

IEC* UL* CSA*

500 300 300
24 20 20
2.5 | 20-12
8 | 3
A3 | V0

0.5-4 | -

0.5-4 | 0.5-2.5
0.5-4
10

PA 6.6 | -40 to +120°C

0 | 1

Qty.

ZAPSK 2.5/1A/1S BG
3686.2 50
ZST-V OG
3687.3 50
ZST-Z OG
3688.3 50
ZST-C OG
3689.3 50

Tension-spring connection

44 x 5.1 x 30

Qty.

ZSTK 2.5/1A/1S-H/35 BG
3674.2 100
ZSTK 2.5/1A/1S-H/Z/35 BG
3675.2 100
ZSTK 2.5/1A/1S-H/Z/B/35 BG
3667.2 100

② ③ ④ ⑤ ⑥

IEC* UL* CSA*

500 300 300
24 20 20
2.5 | 20-12
8 | 3
A3 | V0

0.5-4 | -

0.5-4 | 0.5-2.5
0.5-4
10

PA 6.6 | -40 to +120°C

0 | 1

Qty.

ZAPSK 2.5/1A/1S BG
3686.2 50
ZST-V OG
3687.3 50
ZST-Z OG
3688.3 50
ZST-C OG
3689.3 50

ZAD 2.5/4/B YE
3706.0 20

BWMA 1 (0.5 x 3.5 mm)
3808.0 1

PMC SB 5/50 WH
4600.7 500

ZAD 2.5/4/B YE
3706.0 20

ZES 15 BG
3812.2 50
BWMA 1 (0.5 x 3.5 mm)
3808.0 1

PMC SB 5/50 WH
4600.7 500

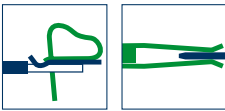
ZAD 2.5/4/B YE
3706.0 20

ZES 35/2 BG
3811.2 50
BWMA 1 (0.5 x 3.5 mm)
3808.0 1

PMC SB 5/50 WH
4600.7 500

Pluggable tension-spring connection system ZST

Pluggable tension-spring connection system



- Finger-touch safe construction
- Codable
- Freely configurable


Connection diagram

ZST 2.5/1A



Plug

ZST 2.5/1A/Q



Plug cross-connection

Connection type

Size (L x W x H), mm
Size (L x W x H), mm inserted

Type

Type Colour
Cat. no.
Type Colour with housing pegs
Cat. no.

Type Colour
Cat. no.

Colours available

Ratings

Rated voltage, V
Rated current, A
Rated cross-section, mm² | AWG
Rated impulse voltage, kV | Contamination degree
Plug gauge acc. to EN 60 947-1 | Flamm. class acc. to UL 94

Connection data

Single wire (solid) | stranded, mm²
Finely-stranded/finely-stranded (w/ferrules DIN 46 228/1), mm²
Clamping area, mm²
Stripping length, mm

Features

Material of insulated housing | Temperature range
Number of cross-connection channels | Test pick-off option

Accessories

End plate ZAPSK
Cat. no.

Locking

Strain relief

Cat. no.

Codable

Cat. no.

Insulated cross-connector ZQI

Cat. no. 2-pole

Insulated cross-connector ZQI

Cat. no. 3-pole

Insulated cross-connector ZQI

Cat. no. 4-pole

Insulated cross-connector ZQI

Cat. no. 5-pole

Insulated cross-connector ZQI

Cat. no. 6-pole

Insulated cross-connector ZQI

Cat. no. 7-pole

Insulated cross-connector ZQI

Cat. no. 8-pole

Insulated cross-connector ZQI

Cat. no. 9-pole

Insulated cross-connector ZQI

Cat. no. 10-pole

Insulated cross-connector ZQI

Cat. no. 99-pole

Four-way cover ZAD

Cat. no.

End stop ZES

Cat. no.

Screwdriver / Metal actuating tool BWMA

Cat. no.

Quick marking PMC SB

Cat. no.

Tension-spring connection

42 x 5.1 x 16.5
26 x 5.1 x 16.5

Qty.
ZST 2.5/1A BG
3670.2 100
ZST 2.5/1A/Z BG
3671.2 100



IEC* **UL*** **CSA***
500 300 300
24 20 20
2.5 | 20-12
8 | 3
A3 | V0

0.5-4 | -
0.5-4 | 0.5-2.5
0.5-4
10

PA 6.6 | -40 to +120°C
0 | 1

Qty.
ZAPST 2.5/1A BG
3684.2 50

ZST-Z OG
3688.3 50

ZQI 2.5/2 YE
3710.8 50

ZQI 2.5/3 YE
3711.8 50

ZQI 2.5/4 YE
3712.8 50

ZQI 2.5/5 YE
3713.8 20

ZQI 2.5/6 YE
3714.8 20

ZQI 2.5/7 YE
3715.8 20

ZQI 2.5/8 YE
3716.8 10

ZQI 2.5/9 YE
3717.8 10

ZQI 2.5/10 YE
3718.8 10

ZQI 2.5/0.5 w/99 poles YE
3719.8 1

ZAD 2.5/4/B YE
3706.0 20

BWMA 1 (0.5 x 3.5 mm)
3808.0 1

PMC SB 5/50 WH
4600.7 500

Tension-spring connection

42 x 5.1 x 21
26 x 5.1 x 21

Qty.
ZST 2.5/1A/Q BG
3672.2 100
ZST 2.5/1A/Q/Z BG
3673.2 100



IEC* **UL*** **CSA***
500 300 300
24 20 20
2.5 | 20-12
8 | 3
A3 | V0

0.5-4 | -
0.5-4 | 0.5-2.5
0.5-4
10

PA 6.6 | -40 to +120°C
1 | 1

Qty.
ZAPST 2.5/1A/Q BG
3685.2 50

ZST-Z OG
3688.3 50

ZQI 2.5/2 YE
3710.8 50

ZQI 2.5/3 YE
3711.8 50

ZQI 2.5/4 YE
3712.8 50

ZQI 2.5/5 YE
3713.8 20

ZQI 2.5/6 YE
3714.8 20

ZQI 2.5/7 YE
3715.8 20

ZQI 2.5/8 YE
3716.8 10

ZQI 2.5/9 YE
3717.8 10

ZQI 2.5/10 YE
3718.8 10

ZQI 2.5/0.5 w/99 poles YE
3719.8 1

ZAD 2.5/4/B YE
3706.0 20

BWMA 1 (0.5 x 3.5 mm)
3808.0 1

PMC SB 5/50 WH
4600.7 500

Pluggable tension-spring connection system ZST

Pluggable tension-spring connection system



- Versatile mounting on TS 15, TS 35 or as flying lead coupling
- Finger-touch safe construction
- Codable
- Freely configurable

Connection diagram

Connection type

Size (L x W x H), mm
Size (L x W x H) mm with TS 35 x 7.5 mm

Type

Type Colour

Cat. no.

Type Colour

Cat. no.

Type Colour

Cat. no.

Colours available

Ratings

Rated voltage, V

Rated current, A

Rated cross-section, mm² | AWG

Rated impulse voltage, kV | Contamination degree

Plug gauge acc. to EN 60 947-1 | Flamm. class acc. to UL 94

Connection data

Single wire (solid) | stranded, mm²

Finely-stranded|finely-stranded (w/ferrules DIN 46 228/1), mm²

Clamping area, mm²

Stripping length, mm

Features

Material of insulated housing | Temperature range

Number of cross-connection channels | Test pick-off option

Accessories

End plate ZAPS

Cat. no.

Locking

Cat. no.

Locking inside

Cat. no.

Codable

Cat. no.

Insulated cross-connector ZQI

Cat. no. 2-pole

Insulated cross-connector ZQI

Cat. no. 3-pole

Insulated cross-connector ZQI

Cat. no. 4-pole

Insulated cross-connector ZQI

Cat. no. 5-pole

Insulated cross-connector ZQI

Cat. no. 6-pole

Insulated cross-connector ZQI

Cat. no. 7-pole

Insulated cross-connector ZQI

Cat. no. 8-pole

Insulated cross-connector ZQI

Cat. no. 9-pole

Insulated cross-connector ZQI

Cat. no. 10-pole

Insulated cross-connector ZQI

Cat. no. 99-pole

Test adapters

Cat. no.

Four-way cover ZAD

Cat. no.

End stop ZES

Cat. no.

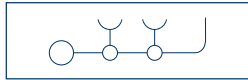

Metal actuating tool BWMA

Cat. no.

Quick marking PMC SB

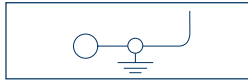
Cat. no.

ZRKS 2.5/1A/1S




Feed-through terminal
2 connections

ZSLS 2.5/1A/1S



PE terminal
2 connections

ZRKS 2.5/1A/2S



Feed-through terminal
3 connections

Tension-spring connection

54 x 5.1 x 38.5
54 x 5.1 x 39.5

Tension-spring connection

ZRKS 2.5/1A/1S BG
3650.2

Qty. 100

ZRKS 2.5/1A/1S BU

3650.5

Qty. 100

ZRKS 2.5/1A/1S OG

3650.3

Qty. 100

② ③ ⑤

IEC* UL* CSA*

500 300 300

24 20 20

2.5 | 20-12

8 | 3

A3 | V0

0.5-4 | -

0.5-4 | 0.5-2.5

0.5-4

10

PA 6.6 | -40 to +120°C

2 | 1

Tension-spring connection

ZAPS 2.5/1A/1S BG
3680.2

Qty. 50

ZST-V OG

3687.3

Qty. 50

ZST-C OG

3689.3

Qty. 50

ZQI 2.5/2 YE

3710.8

Qty. 50

ZQI 2.5/3 YE

3711.8

Qty. 50

ZQI 2.5/4 YE

3712.8

Qty. 50

ZQI 2.5/5 YE

3713.8

Qty. 20

ZQI 2.5/6 YE

3714.8

Qty. 20

ZQI 2.5/7 YE

3715.8

Qty. 20

ZQI 2.5/8 YE

3716.8

Qty. 10

ZQI 2.5/9 YE

3717.8

Qty. 10

ZQI 2.5/10 YE

3718.8

Qty. 10

ZQI 2.5/0.5 w/99 poles YE

3719.8

Qty. 1

Tension-spring connection

54 x 5.1 x 38.5
54 x 5.1 x 39.5

Tension-spring connection

ZSLS 2.5/1A/1S GNYE
3660.2

Qty. 100

②

IEC* UL* CSA*

500 300 300

24 20 20

2.5 | 20-12

8 | 3

A3 | V0

0.5-4 | -

0.5-4 | 0.5-2.5

0.5-4

10

PA 6.6 | -40 to +120°C

1 | 1

Qty. 50

ZAPS 2.5/1A/1S GN
3680.1

Qty. 50

ZST-V OG

3687.3

Qty. 50

ZST-C OG

3689.3

Qty. 50

ZQI 2.5/2 YE

3710.8

Qty. 50

ZQI 2.5/3 YE

3711.8

Qty. 50

ZQI 2.5/4 YE

3712.8

Qty. 50

ZQI 2.5/5 YE

3713.8

Qty. 20

ZQI 2.5/6 YE

3714.8

Qty. 20

ZQI 2.5/7 YE

3715.8

Qty. 20

ZQI 2.5/8 YE

3716.8

Qty. 10

ZQI 2.5/9 YE

3717.8

Qty. 10

ZQI 2.5/10 YE

3718.8

Qty. 10

ZQI 2.5/0.5 w/99 poles YE

3719.8

Qty. 1

ZTA 2.5 BG
3740.2

Qty. 10

ZAD 2.5/4/B YE

3706.0

Qty. 20

ZES 35/2 BG
3811.2

Qty. 50

BWMA 1 (0.5 x 3.5 mm)
3808.0

Qty. 1

PMC SB 5/50 WH
4600.7

Qty. 500

Tension-spring connection

72.5 x 5.1 x 38.5
72.5 x 5.1 x 39.5

Tension-spring connection

ZRKS 2.5/1A/2S BG
3651.2

Qty. 100

ZRKS 2.5/1A/2S BU

3651.5

Qty. 100

ZRKS 2.5/1A/2S OG

3651.3

Qty. 100

② ③ ⑤

IEC* UL* CSA*

500 300 300

24 20 20

2.5 | 20-12

8 | 3

A3 | V0

0.5-4 | -

0.5-4 | 0.5-2.5

0.5-4

10

PA 6.6 | -40 to +120°C

2 | 1

Tension-spring connection

ZAPS 2.5/1A/2S BG
3681.2

Qty. 50

ZST-V OG

3687.3

Qty. 50

ZST-V-I OG

3690.3

Qty. 50

ZST-C OG

3689.3

Qty. 50

ZQI 2.5/2 YE

3710.8

Qty. 50

ZQI 2.5/3 YE

3711.8

Qty. 50

ZQI 2.5/4 YE

3712.8

Qty. 50

ZQI 2.5/5 YE

3713.8

Qty. 20

ZQI 2.5/6 YE

3714.8

Qty. 20

ZQI 2.5/7 YE

3715.8

Qty. 20

ZQI 2.5/8 YE

3716.8

Qty. 10

ZQI 2.5/9 YE

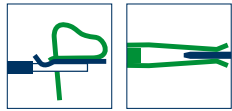
</

Pluggable tension-spring connection system ZST

ZSLS 2.5/1A/2S	ZRKS 2.5/2A/1S	ZSLS 2.5/2A/1S	ZRKS 2.5/2A/2S	ZSLS 2.5/2A/2S
PE terminal 3 connections	Feed-through terminal 3 connections	PE terminal 3 connections	Feed-through terminal 4 connections	PE terminal 4 connections
Tension-spring connection 72.5 x 5.1 x 38.5 72.5 x 5.1 x 39.5	Tension-spring connection 64 x 5.1 x 38.5 64 x 5.1 x 39.5	Tension-spring connection 64 x 5.1 x 38.5 64 x 5.1 x 39.5	Tension-spring connection 82 x 5.1 x 38.5 82 x 5.1 x 39.5	Tension-spring connection 82 x 5.1 x 38.5 82 x 5.1 x 39.5
Qty. ZSLS 2.5/1A/2S GNYE 3661.2 100	Qty. ZRKS 2.5/2A/1S BG 3652.2 100 ZRKS 2.5/2A/1S BU 3652.5 100 ZRKS 2.5/2A/1S OG 3652.3 100	Qty. ZSLS 2.5/2A/1S GNYE 3662.2 100	Qty. ZRKS 2.5/2A/2S BG 3653.2 100 ZRKS 2.5/2A/2S BU 3653.5 100 ZRKS 2.5/2A/2S OG 3653.3 100	Qty. ZSLS 2.5/2A/2S GNYE 3663.2 100
IEC* UL* CSA*	IEC* UL* CSA*	IEC* UL* CSA*	IEC* UL* CSA*	IEC* UL* CSA*
500 24 20-12 8 3 A3 V0	500 24 20-12 300 20 20 8 3 A3 V0	500 24 20-12 8 3 A3 V0	500 24 20-12 300 20 20 8 3 A3 V0	500 24 20-12 8 3 A3 V0
0.5-4 - 0.5-4 0.5-2.5 0.08-4 10	0.5-4 - 0.5-4 0.5-2.5 0.5-4 10	0.5-4 - 0.5-4 0.5-2.5 0.5-4 10	0.5-4 - 0.5-4 0.5-2.5 0.5-4 10	0.5-4 - 0.5-4 0.5-2.5 0.5-4 10
PA 6.6 -40 to +120°C 1 1	PA 6.6 -40 to +120°C 2 1	PA 6.6 -40 to +120°C 1 1	PA 6.6 -40 to +120°C 2 1	PA 6.6 -40 to +120°C 1 1
Qty. ZAPS 2.5/1A/2S GN 3681.1 50 ZST-V OG 3687.3 50 ZST-V-I OG 3690.3 50 ZST-C OG 3689.3 50	Qty. ZAPS 2.5/2A/1S BG 3682.2 50 ZST-V OG 3687.3 50 ZST-C OG 3689.3 50 ZQI 2.5/2 YE 3710.8 50 ZQI 2.5/3 YE 3711.8 50 ZQI 2.5/4 YE 3712.8 50 ZQI 2.5/5 YE 3713.8 20 ZQI 2.5/6 YE 3714.8 20 ZQI 2.5/7 YE 3715.8 20 ZQI 2.5/8 YE 3716.8 10 ZQI 2.5/9 YE 3717.8 10 ZQI 2.5/10 YE 3718.8 10 ZQI 2.5/0.5 w/99 poles YE 3719.8 1	Qty. ZAPS 2.5/2A/2S GN 3682.1 50 ZST-V OG 3687.3 50 ZST-C OG 3689.3 50	Qty. ZAPS 2.5/2A/2S BG 3683.2 50 ZST-V OG 3687.3 50 ZST-V-I OG 3690.3 50 ZST-C OG 3689.3 50 ZQI 2.5/2 YE 3710.8 50 ZQI 2.5/3 YE 3711.8 50 ZQI 2.5/4 YE 3712.8 50 ZQI 2.5/5 YE 3713.8 20 ZQI 2.5/6 YE 3714.8 20 ZQI 2.5/7 YE 3715.8 20 ZQI 2.5/8 YE 3716.8 10 ZQI 2.5/9 YE 3717.8 10 ZQI 2.5/10 YE 3718.8 10 ZQI 2.5/0.5 w/99 poles YE 3719.8 1	Qty. ZAPS 2.5/2A/2S GN 3683.1 50 ZST-V OG 3687.3 50 ZST-V-I OG 3690.3 50 ZST-C OG 3689.3 50
ZTA 2.5 BG 3740.2 10 ZAD 2.5/4/B YE 3706.0 20 ZES 35/2 BG 3811.2 50 BWMA 1 (0.5 x 3.5 mm) 3808.0 1 PMC SB 5/50 WH 4600.7 500	ZTA 2.5 BG 3740.2 10 ZAD 2.5/4/B YE 3706.0 20 ZES 35/2 BG 3811.2 50 BWMA 1 (0.5 x 3.5 mm) 3808.0 1 PMC SB 5/50 WH 4600.7 500	ZTA 2.5 BG 3740.2 10 ZAD 2.5/4/B YE 3706.0 20 ZES 35/2 BG 3811.2 50 BWMA 1 (0.5 x 3.5 mm) 3808.0 1 PMC SB 5/50 WH 4600.7 500	ZTA 2.5 BG 3740.2 10 ZAD 2.5/4/B YE 3706.0 20 ZES 35/2 BG 3811.2 50 BWMA 1 (0.5 x 3.5 mm) 3808.0 1 PMC SB 5/50 WH 4600.7 500	ZTA 2.5 BG 3740.2 10 ZAD 2.5/4/B YE 3706.0 20 ZES 35/2 BG 3811.2 50 BWMA 1 (0.5 x 3.5 mm) 3808.0 1 PMC SB 5/50 WH 4600.7 500

Pluggable tension-spring connection system ZST

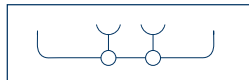

Pluggable tension-spring connection system



- Versatile mounting on TS 15, TS 35 or as flying lead coupling
- Finger-touch safe construction
- Codable
- Freely configurable

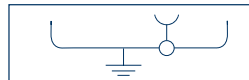
Connection diagram

ZRKS 2.5/2S



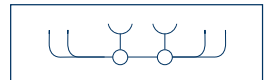

Feed-through terminal
2 connections

ZSLS 2.5/2S



PE terminal
2 connections

ZRKS 2.5/4S



Feed-through terminal
4 connections

Connection type

Size (L x W x H), mm
Size (L x W x H) mm with TS 35 x 7.5 mm

Type

Type Colour

Cat. no.

Type Colour

Cat. no.

Type Colour

Cat. no.

Colours available

Ratings

Rated voltage, V

Rated current, A

Rated cross-section, mm² | AWG

Rated impulse voltage, kV | Contamination degree

Plug gauge acc. to EN 60 947-1 | Flamm. class acc. to UL 94

Connection data

Single wire (solid) | stranded, mm²

Finely-stranded|finely-stranded (w/ferrules DIN 46 228/1), mm²

Clamping area, mm²

Stripping length, mm

Features

Material of insulated housing | Temperature range

Number of cross-connection channels | Test pick-off option

Accessories

End plate ZAPS

Cat. no.

Locking

Cat. no.

Strain relief locking inside

Cat. no.

Codable

Cat. no.

Insulated cross-connector ZQI

Cat. no.

Insulated cross-connector ZQI

Cat. no.

Insulated cross-connector ZQI

Cat. no.

Insulated cross-connector ZQI

Cat. no.

Insulated cross-connector ZQI

Cat. no.

Insulated cross-connector ZQI

Cat. no.

Insulated cross-connector ZQI

Cat. no.

Insulated cross-connector ZQI

Cat. no.

Insulated cross-connector ZQI

Cat. no.

Insulated cross-connector ZQI

Cat. no.

Test adapters

Cat. no.

Four-way cover ZAD

Cat. no.

End stop ZES

Cat. no.

Metal actuating tool BWMA

Cat. no.

Quick marking PMC SB

Cat. no.

Tension-spring connection

54 x 5.1 x 38.5

54 x 5.1 x 39.5

Tension-spring connection

ZRKS 2.5/2S BG

Qty. 100

ZRKS 2.5/2S BU

Qty. 100

ZRKS 2.5/2S OG

Qty. 100

② ③ ⑤

IEC* UL* CSA*

500 300 300

24 20 20

8 | 3

- | V0

Tension-spring connection

ZAPS 2.5/2S BG

Qty. 50

ZST-V OG

Qty. 50

ZST-C OG

Qty. 50

ZQI 2.5/2 YE

Qty. 50

ZQI 2.5/3 YE

Qty. 50

ZQI 2.5/4 YE

Qty. 50

ZQI 2.5/5 YE

Qty. 20

ZQI 2.5/6 YE

Qty. 20

ZQI 2.5/7 YE

Qty. 20

ZQI 2.5/8 YE

Qty. 10

ZQI 2.5/9 YE

Qty. 10

ZQI 2.5/10 YE

Qty. 10

ZQI 2.5/0.5 w/99 poles YE

Qty. 1

ZTA 2.5 BG

Qty. 10

Tension-spring connection

54 x 5.1 x 38.5

54 x 5.1 x 39.5

Tension-spring connection

ZSLS 2.5/2S GNYE

Qty. 100

②

IEC* UL* CSA*

500 300 300

24 20 20

8 | 3

- | V0

Tension-spring connection

ZAPS 2.5/2S GN

Qty. 50

ZST-V OG

Qty. 50

ZST-C OG

Qty. 50

ZQI 2.5/2 YE

Qty. 50

ZQI 2.5/3 YE

Qty. 50

ZQI 2.5/4 YE

Qty. 50

ZQI 2.5/5 YE

Qty. 20

ZQI 2.5/6 YE

Qty. 20

ZQI 2.5/7 YE

Qty. 20

ZQI 2.5/8 YE

Qty. 10

ZQI 2.5/9 YE

Qty. 10

ZQI 2.5/10 YE

Qty. 10

ZQI 2.5/0.5 w/99 poles YE

Qty. 1

ZTA 2.5 BG

Qty. 10

Tension-spring connection

90.5 x 5.1 x 38.5

90.5 x 5.1 x 39.5

Tension-spring connection

ZRKS 2.5/4S BG

Qty. 100

ZRKS 2.5/4S BU

Qty. 100

ZRKS 2.5/4S OG

Qty. 100

② ③ ⑤

IEC* UL* CSA*

500 300 300

24 20 20

8 | 3

- | V0

Tension-spring connection

ZAPS 2.5/4S BG

Qty. 50

ZST-V OG

Qty. 50

ZST-V-I OG

Qty. 50

ZST-C OG

Qty. 50

ZQI 2.5/2 YE

Qty. 50

ZQI 2.5/3 YE

Qty. 50

ZQI 2.5/4 YE

Qty. 50

ZQI 2.5/5 YE

Qty. 20

ZQI 2.5/6 YE

Qty. 20

ZQI 2.5/7 YE

Qty. 20

ZQI 2.5/8 YE

Qty. 10

ZQI 2.5/9 YE

Qty. 10

ZQI 2.5/10 YE

Qty. 10

ZQI 2.5/0.5 w/99 poles YE

Qty. 1

ZTA 2.5 BG

Qty. 10

*Approval applied for!


Pluggable tension-spring connection system ZST

ZSLS 2.5/4S					
PE terminal 4 connections					
Tension-spring connection 90.5 x 5.1 x 38.5 90.5 x 5.1 x 39.5					
Qty.					
ZSLS 2.5/4S GNYE 3664.2 100					
IEC* UL* CSA*					
8 3 - V0					
PA 6.6 -40 to +120°C 1 0					
Qty.					
ZAPS 2.5/4S GN 3692.1 50					
ZST-V OG 3687.3 50					
ZST-V-I OG 3690.3 50					
ZST-C OG 3689.3 50					
ZES 35/2 BG 3811.2 50					
BWMA 1 (0.5 x 3.5 mm) 3808.0 1					
PMC SB 5/50 WH 4600.7 500					

Pluggable tension-spring connection system ZST

Wall bushing for ZST

CONTA-CLIP's modular and flexible ZST connection systems are in high demand wherever off-the-shelf units need to be connected or replaced. Pluggable wiring is thus permitted up to a rated current of 24 A and a rated voltage of 500 V.



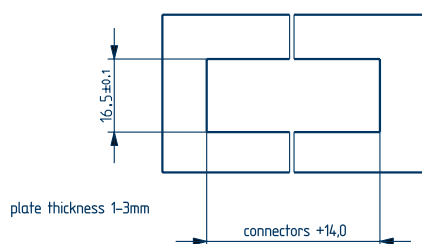
Effective panel feed-through bushings can be constructed simply by snapping the **ZST-WA** mounting adapter onto the **ZSTK 2.5/.../B** coupling element. These multi-pole units snap on sideways to the panel; the pressure on the inner slide mechanism ensures a secure attachment to the housing! The outer connector unit can be optionally fitted with locking elements.

Advantages of wall bushings for the ZST:

- Quick installation and mounting
- Flexible and modular building block principle
- High level of wiring safety due to unique coding option
- Outstanding mechanical attachment of the pluggable elements in the coupling element for the wall bushing

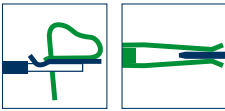
Creating the cut-out in the wall

The height of the rectangular cut-out in the wall does not change. The length, however, varies depending on the number of aligned poles in the coupling/plug unit.



Pluggable tension-spring connection system ZST


Pluggable tension-spring connection system



- Versatile and easy installation
- Finger-touch safe construction
- Codable
- Freely configurable



Connection diagram

ZSTK 2.5/1A/1S-H/B




Horizontal plug coupling

ZST-WA1



Wall adapter

ZST-WAV1



Locking

Connection type

Size (L x W x H), mm

Tension-spring connection

40 x 5.1 x 19

44 x 14 x 19

Type

Type Colour with housing pegs

Cat. no.

Qty.

ZSTK 2.5/1A/1S-H/Z/B BG
3679.2 100

Qty.

ZST-WA1
3693.2 10

Qty.

ZST-WAV1 OG
3669.3 10

Colours available

② ③ ⑤ ⑦

Ratings

Rated voltage, V

IEC* UL* CSA*
500 300 300

Rated current, A

24 20 20

Rated cross-section, mm² | AWG

2.5 | 20-12

Rated impulse voltage, kV | Contamination degree

8 | 3

Plug gauge acc. to EN 60 947-1 | Flamm. class acc. to UL 94

A3 | V0

- | V0

- | V0

Connection data

Single wire (solid) | stranded, mm²

0.5-4 | -

Finely-stranded/finely-stranded (w/ferrules DIN 46 228/1), mm²

0.5-4 | 0.5-2.5

Clamping area, mm²

0.5-4

Stripping length, mm

10

Features

Material of insulated housing | Temperature range

PA 6.6 | -40 to +120°C

PA 6.6 | -40 to +120°C

PA 6.6 | -40 to +120°C

Number of cross-connection channels | Test pick-off option

0 | 1

Accessories

End plate ZAPSK

ZAPSK 2.5/1A/1S BG

Cat. no.

3686.2 50

Locking

ZST-V OG

Cat. no.

3687.3 50

Strain relief

ZST-Z OG

Cat. no.

3688.3 50

Codable

ZST-C OG

Cat. no.

3689.3 50

Four-way cover ZAD

ZAD 2.5/4/B YE

Cat. no.

3706.0 20

Metal actuating tool BWMA

BWMA 1 (0.5 x 3.5 mm)

Cat. no.

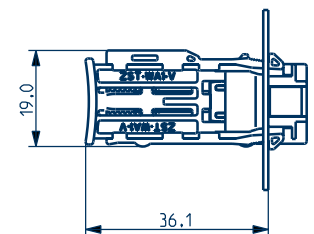
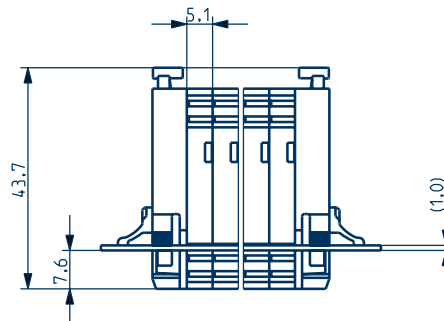
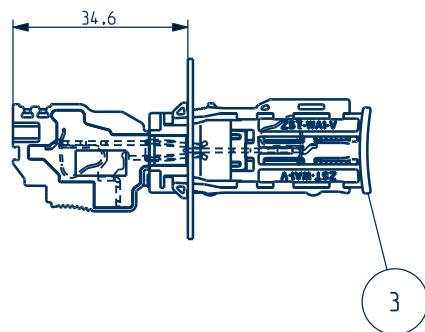
3808.0 1

Quick marking PMC SB

PMC SB 5/50 WH

Cat. no.

4600.7 500



*Approval applied for!